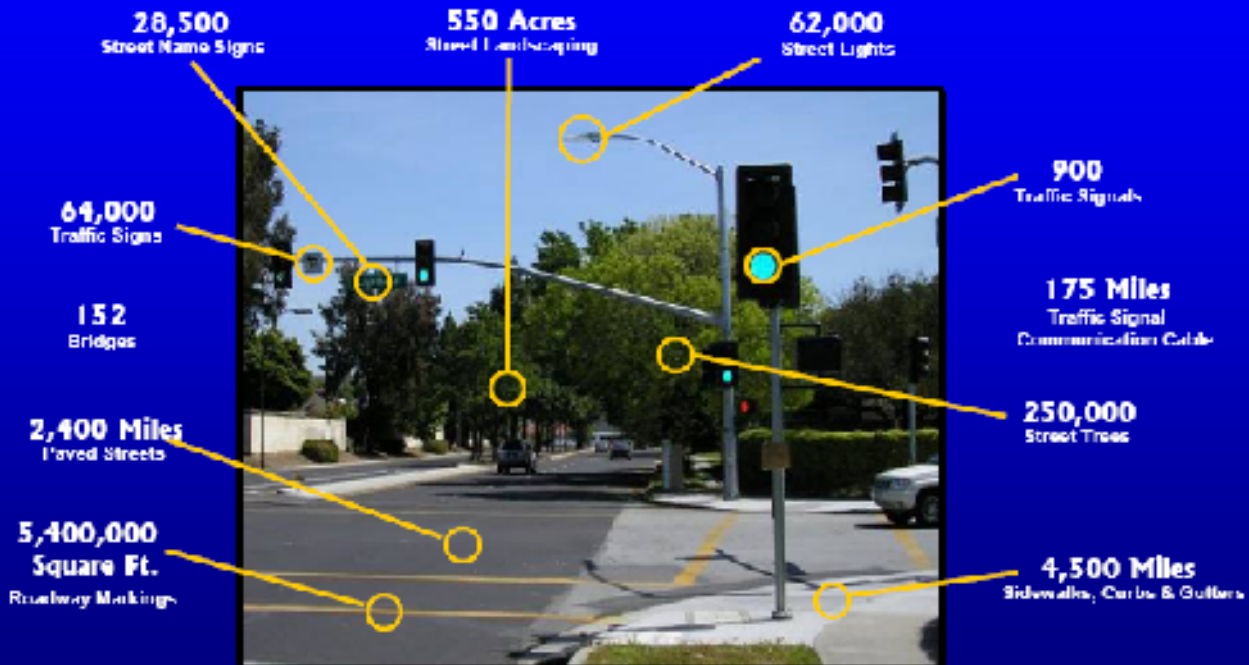


Summary of the Director's Presentation and Discussion

- It's a big city... 1,000,000 people going to 1,400,000 in 2040
- Dept. of Transportation (DOT) plays a huge role
- These are tough times

San Jose Transportation Infrastructure



As the City Grows, Things Have to Change

- San Jose is Bedroom Community - More residents than Jobs
- Auto dependent with urban sprawl
- Homes in south valley... jobs north and up the peninsula
- Environmentally and Economically unsustainable

Key Transportation Strategies (for a "Sustainable" General Plan)

- Land Use Balance
 - ***Jobs, Housing (includes affordable), Retail***
- Transit Oriented Development
- Encourage Mode Shift
 - ***Transit, Bicycling, Walking***
- Set Goals; Measure Progress
 - ***Vehicle Miles Traveled, Mode Share***

Change is Coming

- 2040 General Plan reflects this
- Planning AND Transportation play a big roll
- DOT has set challenging goals

Mode Shift Goals

<i>Mode</i>	<i>Today</i>	<i>2040</i>
<i>Driving</i>	<i>87%</i>	<i>50%</i>
<i>Transit</i>	<i>4%</i>	<i>20%</i>
<i>Bike</i>	<i>1%</i>	<i>15%</i>
<i>Walk</i>	<i>2%</i>	<i>15%</i>


Bikes will Play a Huge Role

- They are around the world
- In cities here in the U.S.
- and they will in San Jose
- Projects under way and on the board



Proposed Primary Bikeway Network

Legend

-  Completed Segments
(Paved Trails or Enhanced Bike Lanes)
-  Basic Bike Lanes
(Or Unpaved Trails)
-  Gaps

District 6 Projects

- Los Gatos Creek
- Guadalupe River
- Three Creeks Trail
- Hedding Street
- Monroe Street
- Park Avenue
- Willow Street
- Leigh Avenue



Roads and streets are aging

- And will continue to age
- San Jose is not alone... it's nation wide
- Funding has been light for years
- With little development, there's little funding

It's not Pretty



Pavement Condition Rankings

Percentage of Major Roads in Poor Condition (2007)

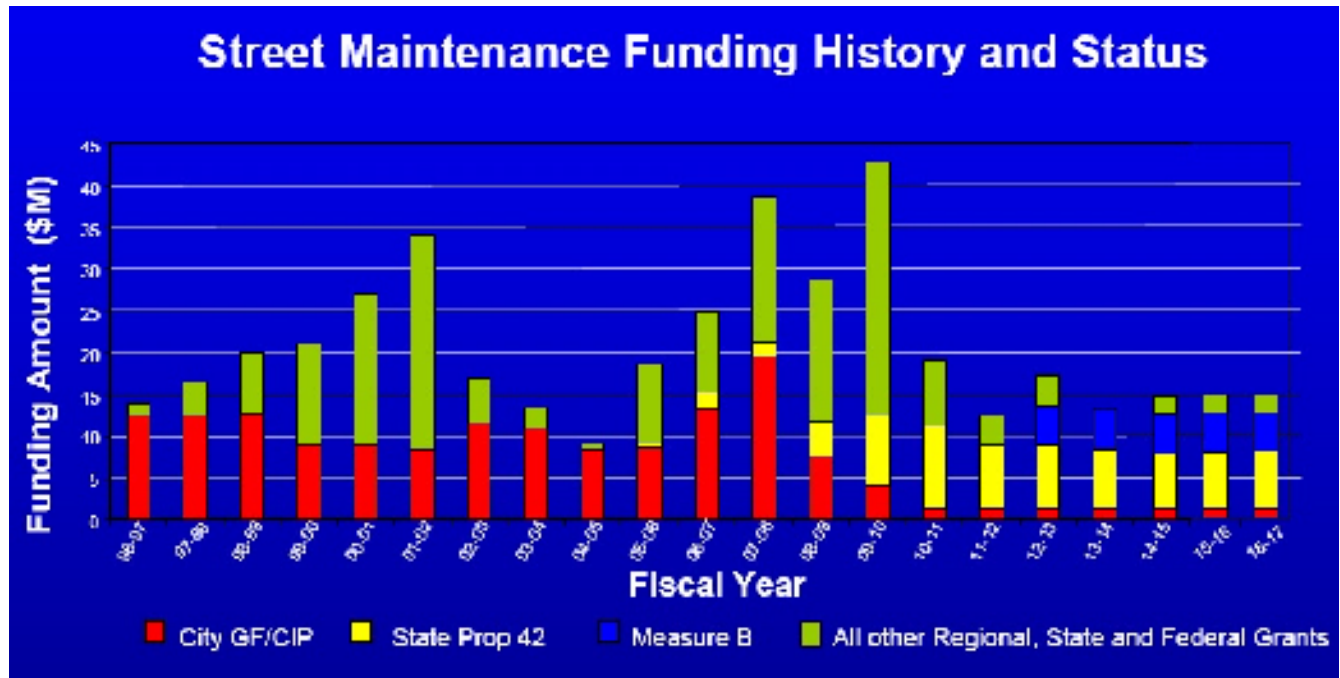
Source: ITRIP Report

	STATES	%		URBAN AREAS	%
1	New Jersey	46	1	Los Angeles	64
2	California	35	2	San José	61
3	Rhode Island	32	3	SF-Oakland	61
4	Hawaii	27	4	Honolulu	61
5	Maryland	26	5	Concord	54

And the Outlook?

Is forcing a Paradigm Shift, Creativity, and Change

- City has no... no General Fund money to support Maintenance
- State Prop 42 funds are key
- Measure B funds will help
- And Grant fund.. whenever and wherever we can get it.

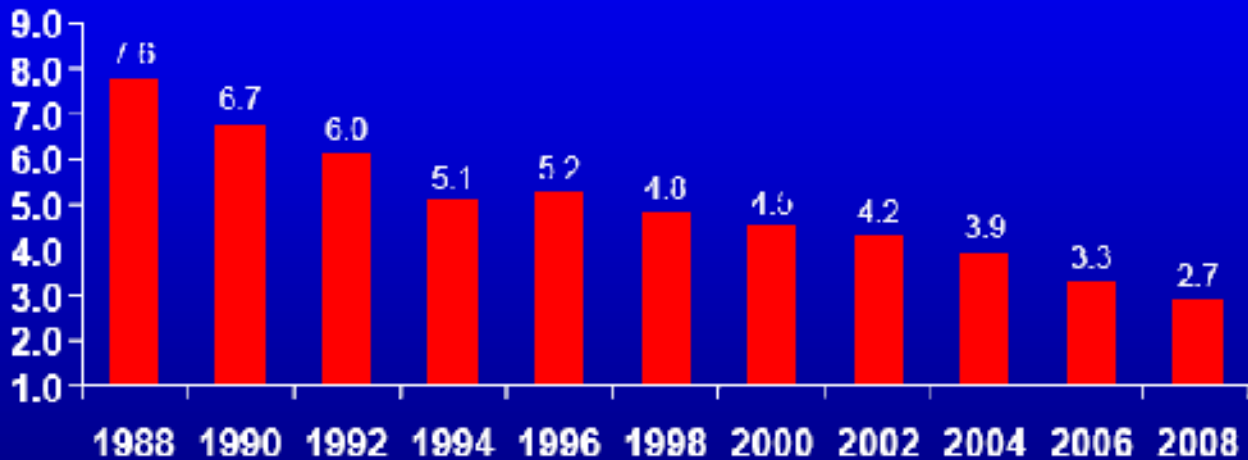


It's Not All Bad

- DOT has maintained a high focus on safety
- It's one of the Best records in the country
- and DOT will continue it's focus on safety

Positive Safety Record

San José Injury Crash Rate Per 1000 Residents



Estimated Year-End Data

Note: 2006 National Crash Rate is 5.96

**Willow Glen / Lincoln Ave.
The Envy of Neighborhoods Throughout San Jose**

- Sprawl in south valley and jobs north...
- Freeway and expressway leakage through Willow Glen
- No nearby parallel streets to take the spill or overflow
- Lincoln Avenue.... a unique challenge to tame

Lincoln Avenue



Change is Possible

- Working together... getting creative...
- Lincoln Avenue can be safer for all,
- More vibrant, enjoyable and user friendly
- There are ways

